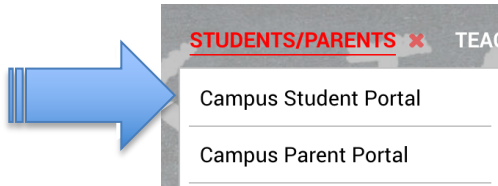


Student Portal

Go to <http://www.clarkschools.net>

Click on Student/Parents

Click on Student Portal




Username for students is their 9 digit Student Number. The student number is located on schedules, report cards, student ID badge and lunch number.

The password is your first initial, last initial and six-digit birthday with no slashes. Example: jw091103

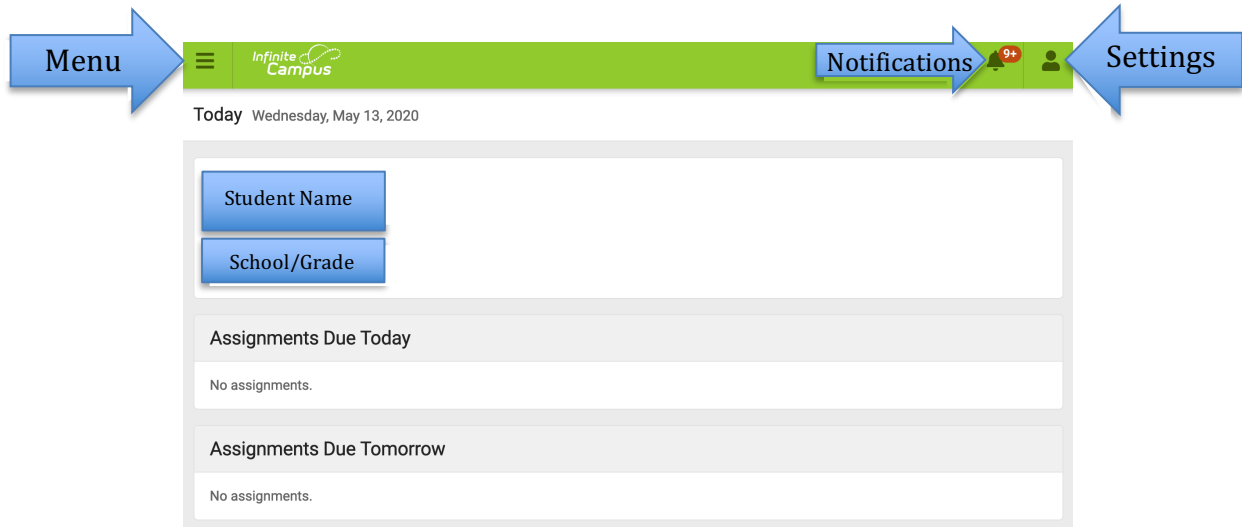
A screenshot of the Clark County login page. The page has a white background with a green border. At the top, it says 'Clark County'. Below that are two input fields: 'Student Username' and 'Password'. A blue 'Log In' button is positioned below the password field. At the bottom of the form area, there are three links: 'Forgot Password?', 'Forgot Username?', and 'Help'. Below these links is a link that says 'Log in to Campus Parent'.

Students can also download the Campus Student App from the App Store or Google Play Store.



Quick Tips

Home Page:



Click the Menu Bar – 3 Bars Upper Left-Hand Corner

